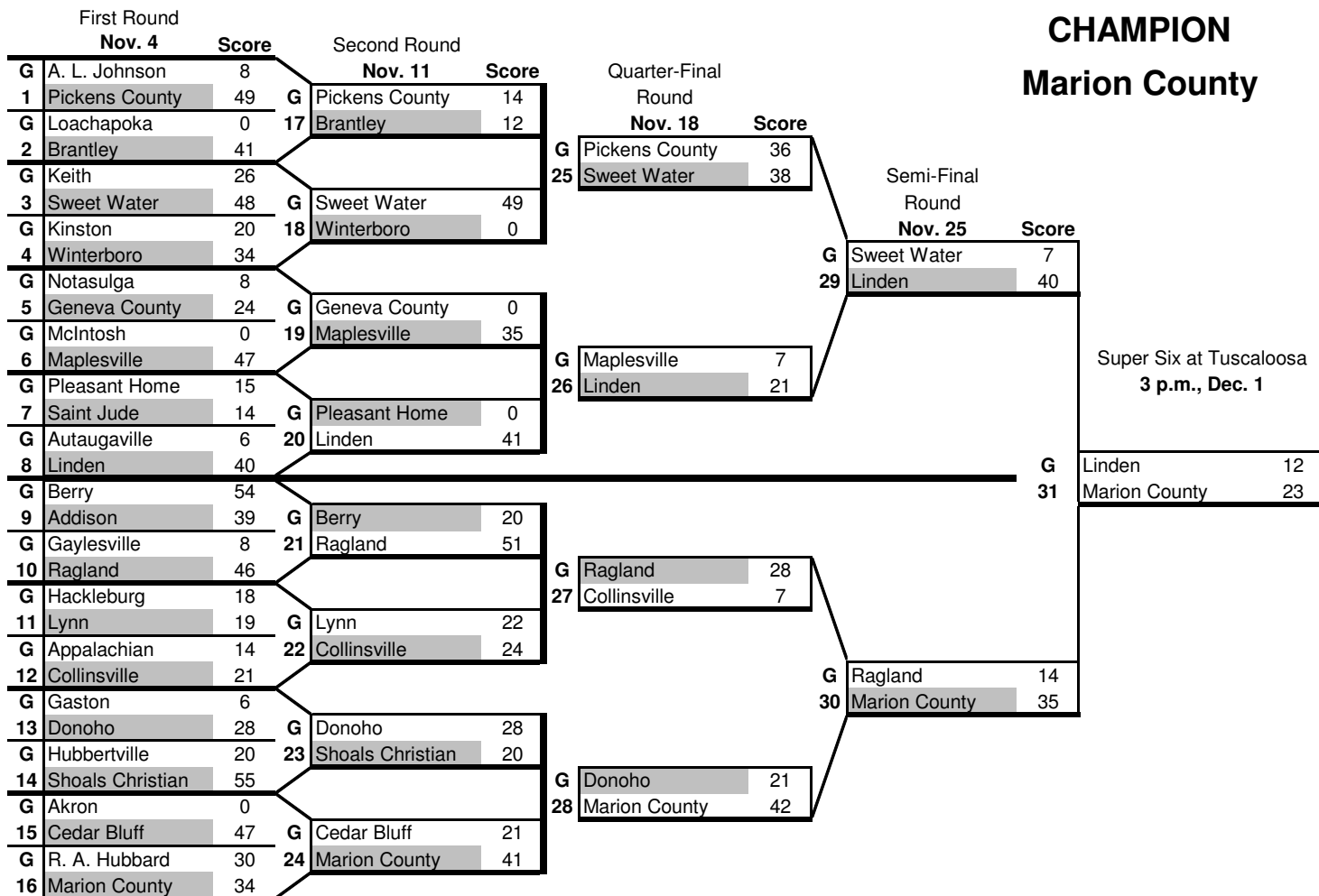


2011 Class 1A Playoff Bracket



G1 = Game 1
 G2 = Game 2
 ETC.

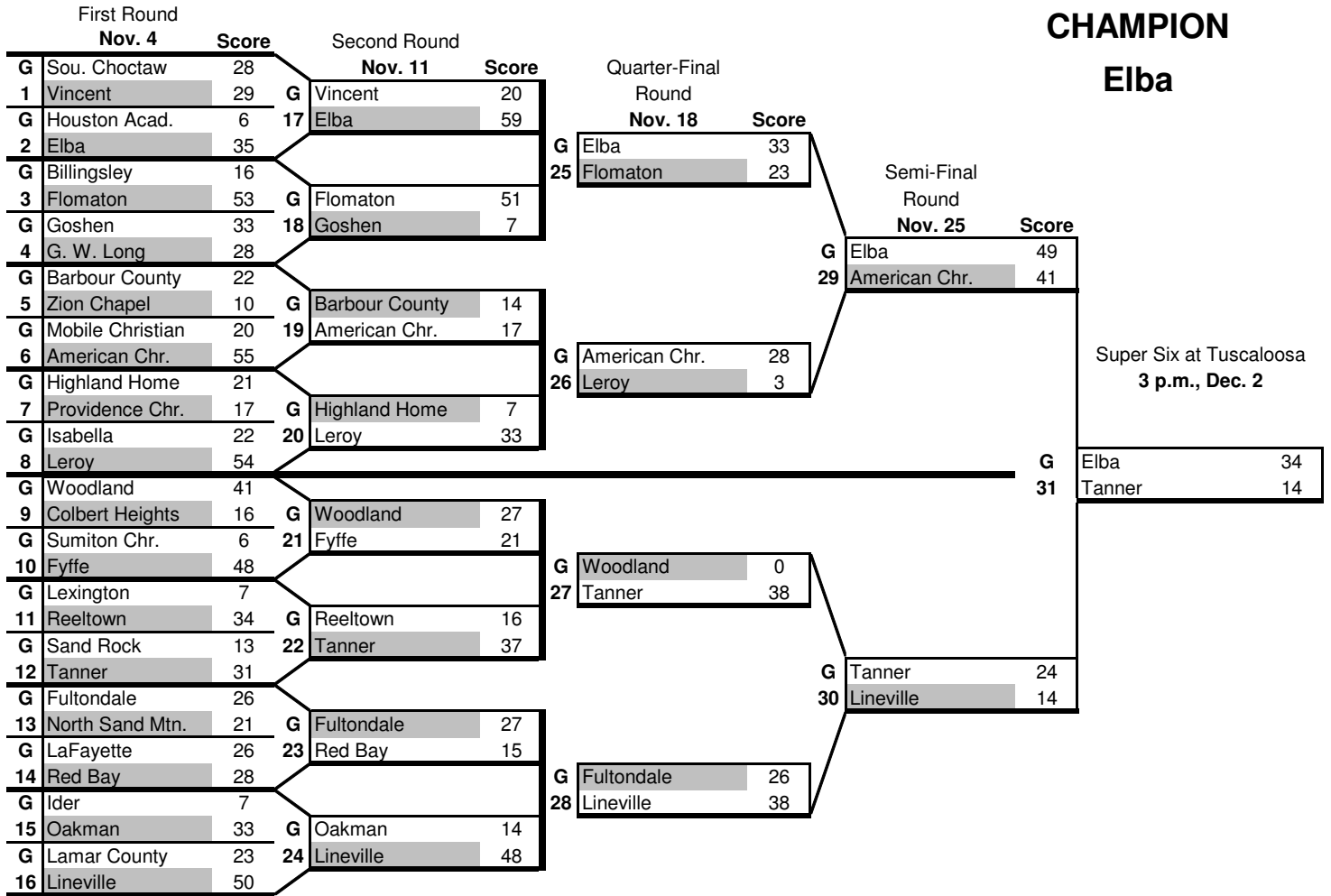
Brackets and standings available at <http://talismanred.com/ratings/>

1A Region 1	Region 2	Region 3	Region 4
1 Linden	Brantley	Winterboro	Maplesville
2 Sweet Water	Geneva County	Saint Jude	Pickens County
3 A. L. Johnson	Pleasant Home	Notasulga	Keith
4 McIntosh	Kinston	Loachapoka	Autaugaville
1A Region 5	Region 6	Region 7	Region 8
1 Marion County	Ragland	Collinsville	Shoals Christian
2 Lynn	Donoho	Cedar Bluff	Addison
3 Berry	Akron	Gaston	Hackleburg
4 Hubbertville	Appalachian	Gaylesville	R. A. Hubbard

In the first round of play in 2011 for all classes, the teams listed on the BOTTOM (shaded grey) of the brackets will be the home teams.
 In the second, quarter-final and semi-final rounds, the team that traveled more times during the preceding round(s) will be the home team. If travel (number of times) in the previous round(s) is the same, the team on the BOTTOM of the bracket will be the home team. If two teams from the same region meet, the highest seeded team in the final standings will be the home team.



2011 Class 2A Playoff Bracket



G1 = Game 1
G2 = Game 2
ETC.

Brackets and standings available at <http://talismanred.com/ratings/>

2A Region 1
1 Leroy
2 Flomaton
3 Sou. Choctaw
4 Mobile Christian

Region 2
Elba
Zion Chapel
Highland Home
Goshen

Region 3
G. W. Long
Providence Chr.
Barbour County
Houston Acad.

Region 4
American Chr.
Vincent
Billingsley
Isabella

2A Region 5
1 Lineville
2 Reeltown
3 Woodland
4 LaFayette

Region 6
Fyffe
North Sand Mtn.
Ider
Sand Rock

Region 7
Tanner
Oakman
Fultondale
Sumiton Chr.

Region 8
Red Bay
Colbert Heights
Lexington
Lamar County

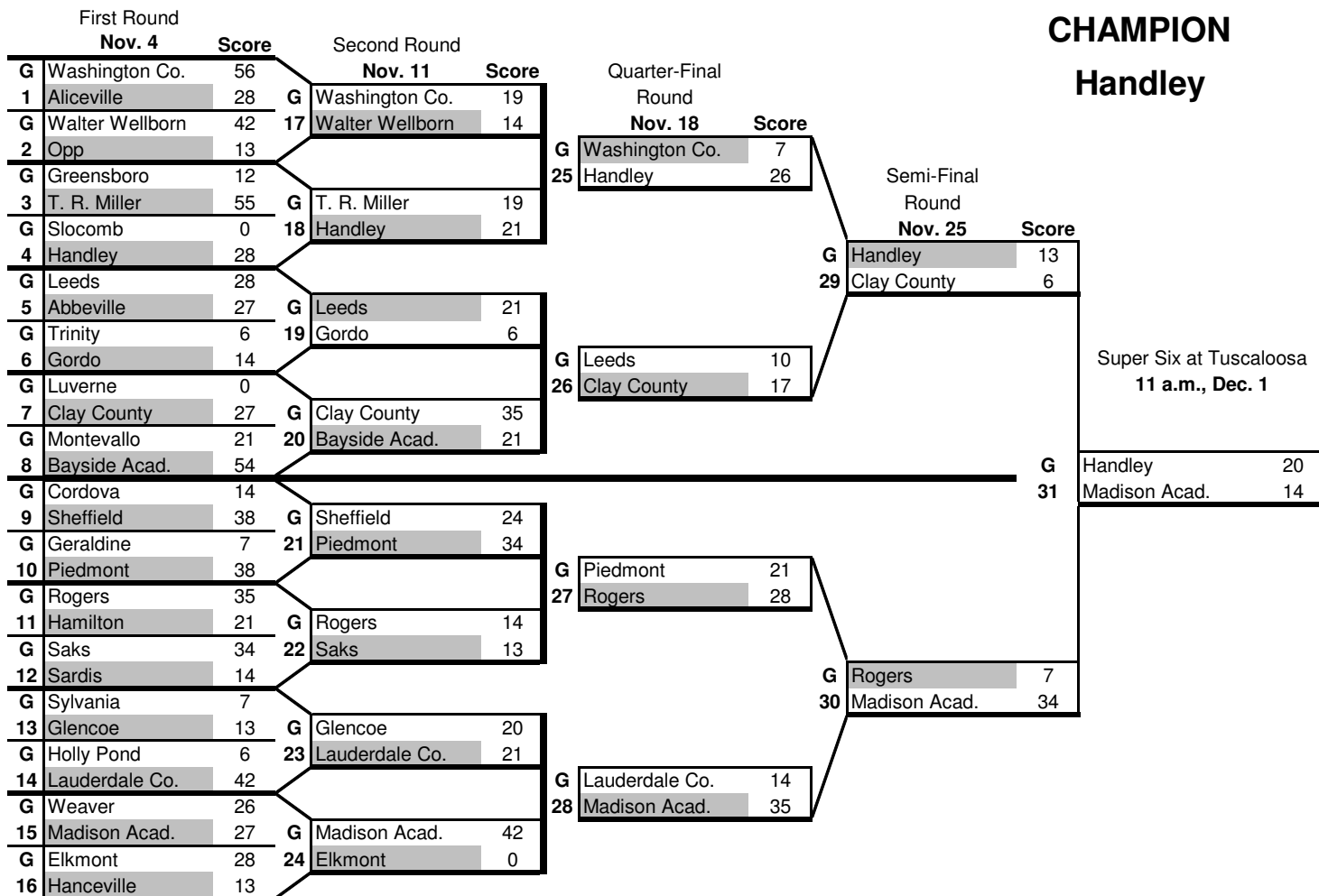
In the first round of play in 2011 for all classes, the teams listed on the BOTTOM (shaded grey) of the brackets will be the home teams.

In the second, quarter-final and semi-final rounds, the team that traveled more times during the preceding round(s) will be the home team. If travel (number of times) in the previous round(s) is the same, the team on the BOTTOM of the bracket will be the home team. If two teams from the same region meet, the highest seeded team in the final standings will be the home team.



talismanred.com

2011 Class 3A Playoff Bracket



G1 = Game 1
 G2 = Game 2
 ETC.

Brackets and standings available at <http://talismanred.com/ratings/>

3A Region 1	Region 2	Region 3	Region 4
1 Bayside Acad.	Opp	Handley	Gordo
2 T. R. Miller	Abbeville	Clay County	Aliceville
3 Washington Co.	Luverne	Leeds	Greensboro
4 Trinity	Slocomb	Walter Wellborn	Montevallo
3A Region 5	Region 6	Region 7	Region 8
1 Hanceville	Piedmont	Sardis	Lauderdale Co.
2 Hamilton	Glencoe	Madison Acad.	Sheffield
3 Cordova	Weaver	Sylvania	Rogers
4 Holly Pond	Saks	Geraldine	Elkmont

In the first round of play in 2011 for all classes, the teams listed on the **BOTTOM** (shaded grey) of the brackets will be the home teams.
 In the second, quarter-final and semi-final rounds, the team that traveled more times during the preceding round(s) will be the home team. If travel (number of times) in the previous round(s) is the same, the team on the **BOTTOM** of the bracket will be the home team. If two teams from the same region meet, the highest seeded team in the final standings will be the home team.



2011 Class 4A Playoff Bracket

First Round Nov. 4			Second Round Nov. 11			Quarter-Final Round Nov. 18		Semi-Final Round Nov. 25		CHAMPION Jackson		
G	Score		G	Score		G	Score	G	Score			
G	UMS-Wright 63		G	UMS-Wright 47		G	UMS-Wright 28		G	UMS-Wright 14		
1	Greene County 16		17	Elmore County 25		25	Dadeville 21		29	Jackson 26		
G	Elmore County 21											
2	Andalusia 15											
G	West Blocton 6		G	Thomasville 26								
3	Thomasville 55		18	Dadeville 28								
G	Straughn 14											
4	Dadeville 34											
G	Lincoln 41		G	Lincoln 20								
5	Saint James 21		19	Bibb County 46								
G	Saraland 12											
6	Bibb County 36											
G	Headland 8		G	Beauregard 14		G	Bibb County 28					
7	Beauregard 49		20	Jackson 44		26	Jackson 49					
G	Sumter Central 7											
8	Jackson 35											
G	Dora 34		G	Dora 20								
9	Brooks 14		21	Anniston 25								
G	Cherokee Co. 0											
10	Anniston 41											
G	Central-Florence 34		G	Fayette County 40		G	Anniston 14					
11	Fayette County 42		22	North Jackson 32		27	Fayette County 0					
G	Cleburne County 28											
12	North Jackson 35											
G	Fairview 41		G	Alexandria 19								
13	Alexandria 55		23	Deshler 59								
G	Corner 10											
14	Deshler 33											
G	Oneonta 42		G	Oneonta 35		G	Deshler 20					
15	Guntersville 7		24	West Limestone 0		28	Oneonta 48					
G	West Limestone 25											
16	Midfield 20											

Super Six at Tuscaloosa
11 a.m., Dec. 2

G	Jackson	42
31	Oneonta	28

G1 = Game 1
G2 = Game 2
ETC.

Brackets and standings available at <http://talismanred.com/ratings/>

4A Region 1
1 Jackson
2 Thomasville
3 UMS-Wright
4 Saraland

Region 2
Andalusia
Saint James
Headland
Straughn

Region 3
Dadeville
Beauregard
Lincoln
Elmore County

Region 4
Bibb County
Greene County
West Blocton
Sumter Central

4A Region 5
1 Midfield
2 Fayette County
3 Dora
4 Corner

Region 6
Anniston
Alexandria
Oneonta
Cleburne County

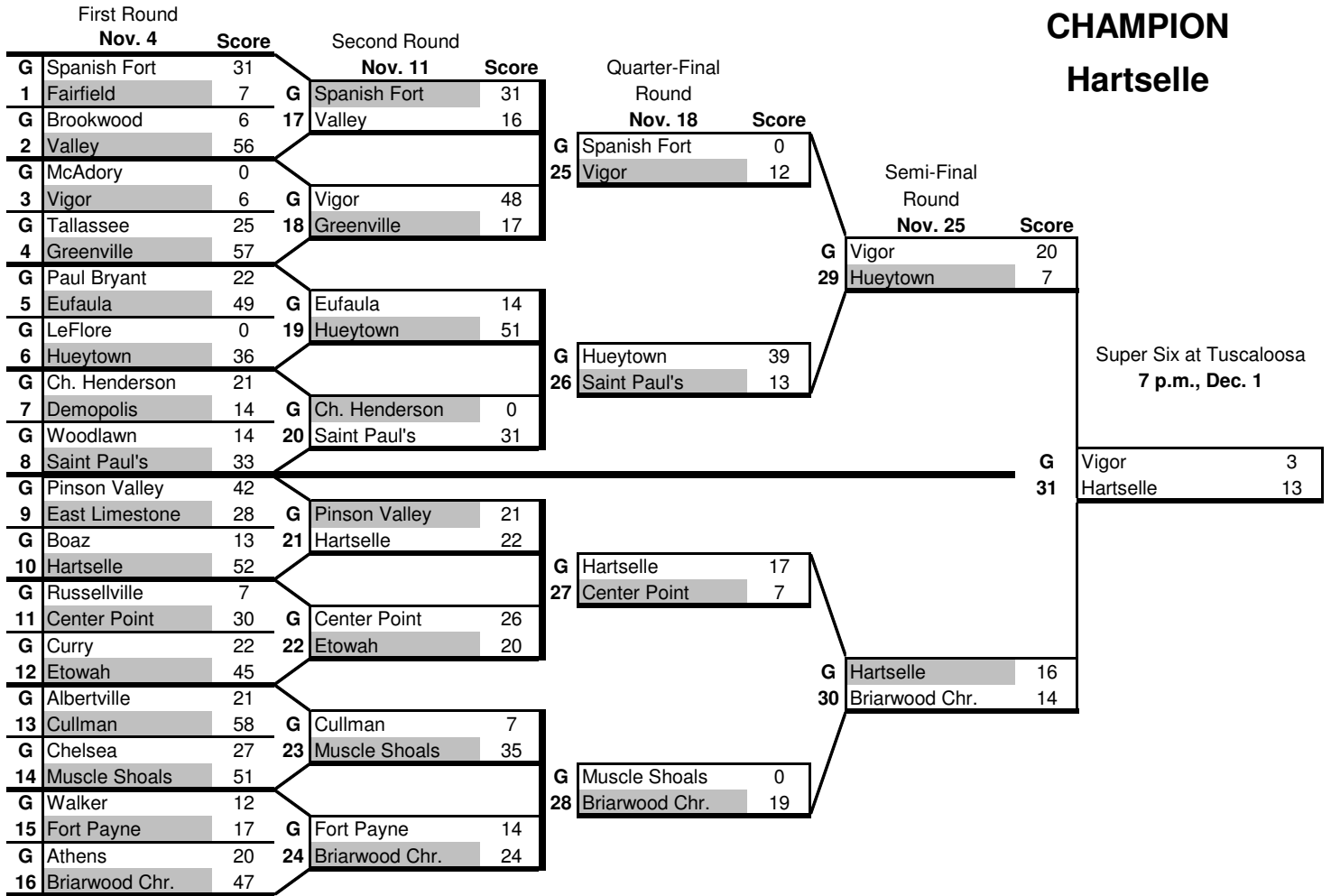
Region 7
North Jackson
Guntersville
Fairview
Cherokee Co.

Region 8
Deshler
Brooks
Central-Florence
West Limestone

In the first round of play in 2011 for all classes, the teams listed on the BOTTOM (shaded grey) of the brackets will be the home teams.
In the second, quarter-final and semi-final rounds, the team that traveled more times during the preceding round(s) will be the home team. If travel (number of times) in the previous round(s) is the same, the team on the BOTTOM of the bracket will be the home team. If two teams from the same region meet, the highest seeded team in the final standings will be the home team.



2011 Class 5A Playoff Bracket



G1 = Game 1
G2 = Game 2
ETC.

Brackets and standings available at <http://talismanred.com/ratings/>

5A Region 1
1 Saint Paul's
2 Vigor
3 Spanish Fort
4 LeFlore

Region 2
Valley
Eufaula
Ch. Henderson
Tallassee

Region 3
Greenville
Demopolis
Paul Bryant
Brookwood

Region 4
Hueytown
Fairfield
McAdory
Woodlawn

5A Region 5
1 Briarwood Chr.
2 Center Point
3 Pinson Valley
4 Chelsea

Region 6
Hartselle
Cullman
Walker
Curry

Region 7
Etowah
Fort Payne
Albertville
Boaz

Region 8
Muscle Shoals
East Limestone
Russellville
Athens

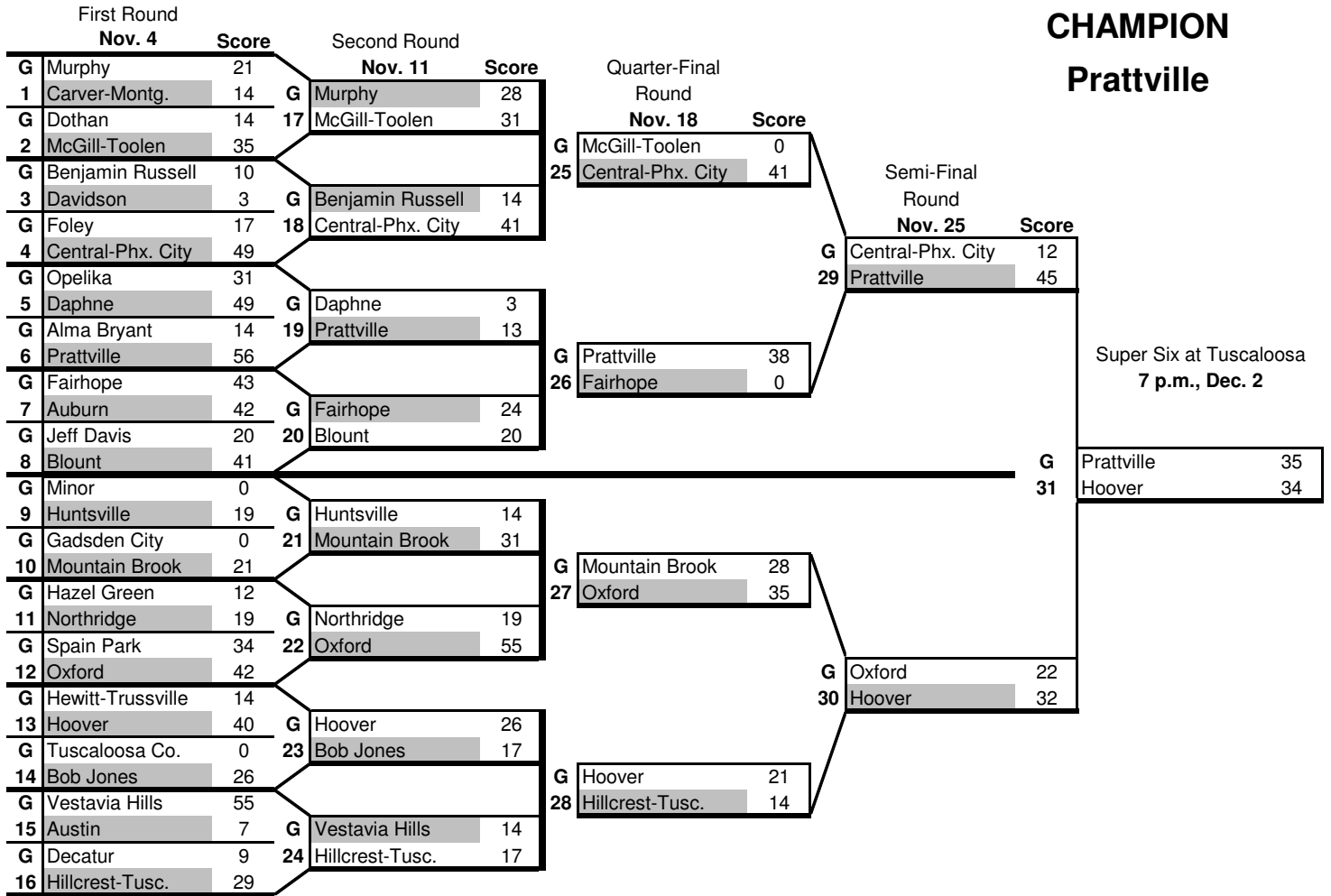
In the first round of play in 2011 for all classes, the teams listed on the BOTTOM (shaded grey) of the brackets will be the home teams.

In the second, quarter-final and semi-final rounds, the team that traveled more times during the preceding round(s) will be the home team. If travel (number of times) in the previous round(s) is the same, the team on the BOTTOM of the bracket will be the home team. If two teams from the same region meet, the highest seeded team in the final standings will be the home team.



talismanred.com

2011 Class 6A Playoff Bracket



G1 = Game 1
 G2 = Game 2
 ETC.

Brackets and standings available at <http://talismanred.com/ratings/>

6A Region 1
1 Blount
2 Davidson
3 Murphy
4 Alma Bryant

Region 2
McGill-Toolen
Daphne
Fairhope
Foley

Region 3
Central-Phx. City
Auburn
Opelika
Dothan

Region 4
Prattville
Carver-Montg.
Benjamin Russell
Jeff Davis

6A Region 5
1 Hillcrest-Tusc.
2 Northridge
3 Minor
4 Tuscaloosa Co.

Region 6
Mountain Brook
Hoover
Vestavia Hills
Spain Park

Region 7
Oxford
Austin
Hewitt-Trussville
Gadsden City

Region 8
Bob Jones
Huntsville
Hazel Green
Decatur

In the first round of play in 2011 for all classes, the teams listed on the **BOTTOM** (shaded grey) of the brackets will be the home teams.

In the second, quarter-final and semi-final rounds, the team that traveled more times during the preceding round(s) will be the home team. If travel (number of times) in the previous round(s) is the same, the team on the **BOTTOM** of the bracket will be the home team. If two teams from the same region meet, the highest seeded team in the final standings will be the home team.



talismanred.com